





Clue 3

Cutting Your Fabrics for Clue 3

Fabric	Cut 1	Cut 2
Fabric C 	Cut 1 square 6 1/2" x 6 1/2"	n/a
Fabric D 	Cut 1 square 7 1/4" x 7 1/4"	Cut square from corner to corner twice (end with 4 triangles)
Fabric E 	Cut 1 square 7 1/4" x 7 1/4"	Cut square from corner to corner twice (end with 4 triangles)
Fabric G 	Cut 1 square 7 1/4" x 7 1/4"	Cut square from corner to corner twice (end with 4 triangles)

Sewing Your Fabrics for Clue 3


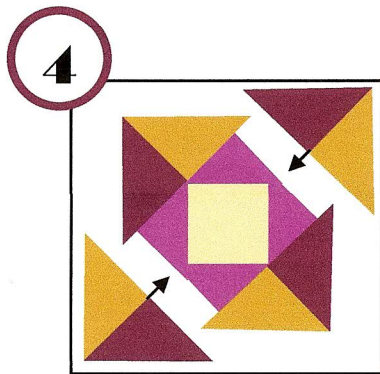
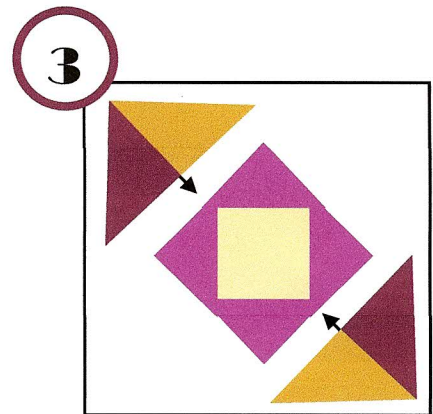
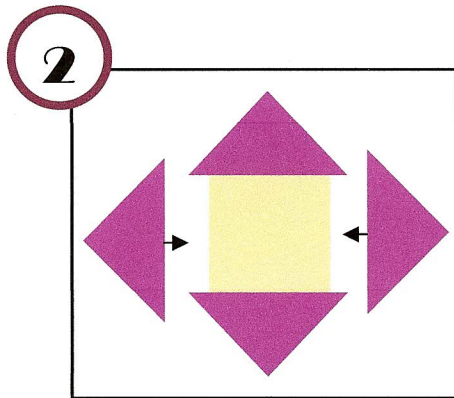
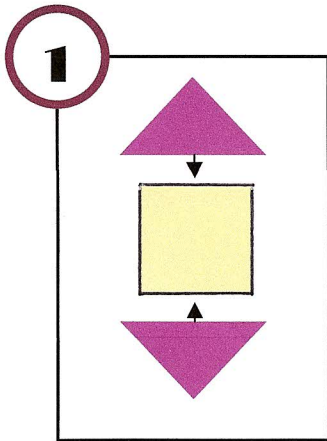
1) Using Fabric D and Fabric E triangles, sew as shown, pressing toward Fabric E - should have 4 finished two-piece triangles when done:



Clue 3

Sewing Your Fabrics for Clue 3

2) Sew your block as shown in steps 1 - 4 below, pressing out on each seam:



**You're Ready
for Clue 4!**